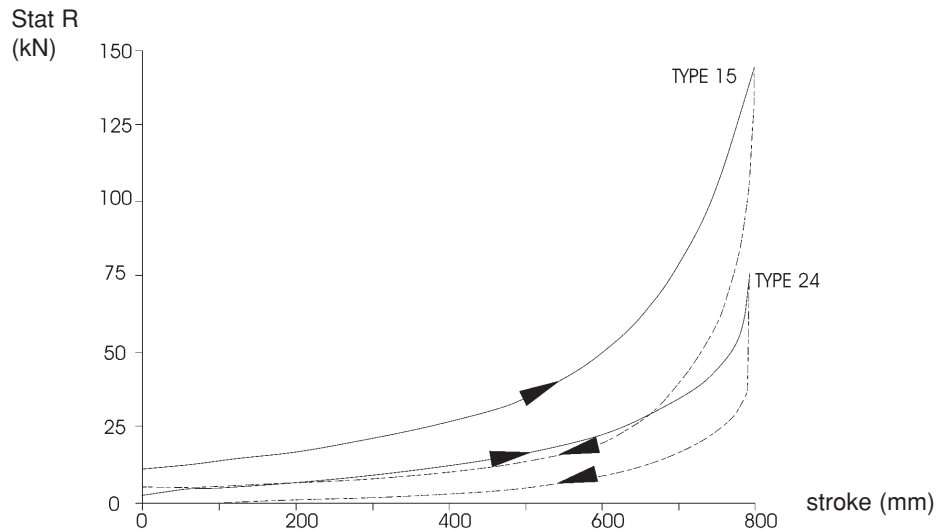


HYDRAULIC BUFFER

TYPES 15 & 24



Static diagrams



Characteristics

TYPES	Strokes	Dynamic capacities	Max. impact forces	Static resistances
	mm	kJ	kN	kN
15	800	448	700	from 15 to 150
24	800	448	700	from 8 to 80

FRONT PLUNGER ASSEMBLY

Standard seals
High temperature seals

Codes

M
H

REAR PLUNGER ASSEMBLY

Standard seals
High temperature seals

Codes

M
H

CASING ASSEMBLY

Standard, front mounted
Special mounting

O
Z

HEAD

diameter :

200 mm

METERING PINS

Mass per buffer			
from 0,5 to 2 T	02	from 20 to 40 T	08
from 1 to 4 T	03	from 25 to 50 T	09
from 2 to 5 T	04	from 40 to 60 T	10
from 5 to 10 T	05	from 40 to 100 T	11
from 7 to 15 T	06	from 60 to 150 T	12
from 10 to 20 T	07	from 90 to 200 T	13

In grey shade : special metering pins. For higher mass, please consult us.

Identification

Ex :	plunger assemblies		casing	head diameter	metering ping N°
type	front	rear			
15	- M	M	O	-200	-12

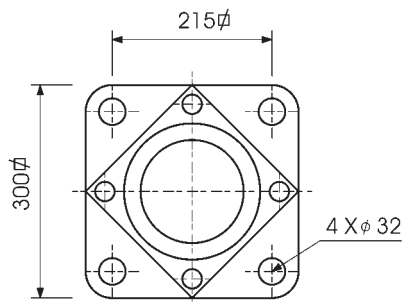
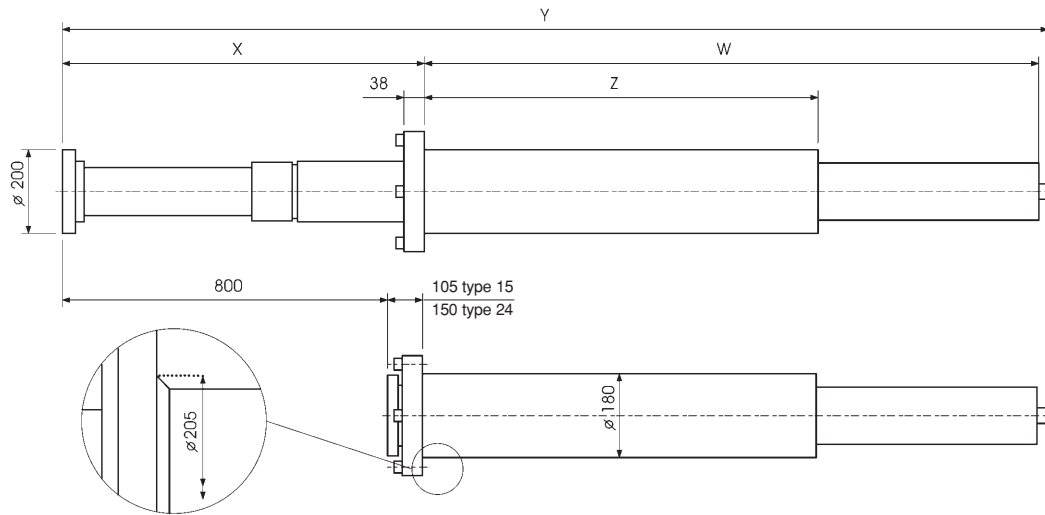


HYDRAULIC BUFFER

TYPES 15 & 24

Dimensions

Casing assembly 0



TYPES	W	X	Y	Z	Weight
	mm	mm	mm	mm	kg
15	1459	905	2385	944	220
24	1516	950	2487	962	225

We reserve the right to discontinue or change specifications or design at any time without prior notice and without incurring any obligation whatsoever.



GANTREX S.A.

rue du Commerce 19 • 1400 Nivelles • Belgium
 Tel. : +32(0)67.88.80.30 • Fax : +32(0)67.21.63.21 • E-mail : info@be.gantry.com
<http://www.gantry.com>